

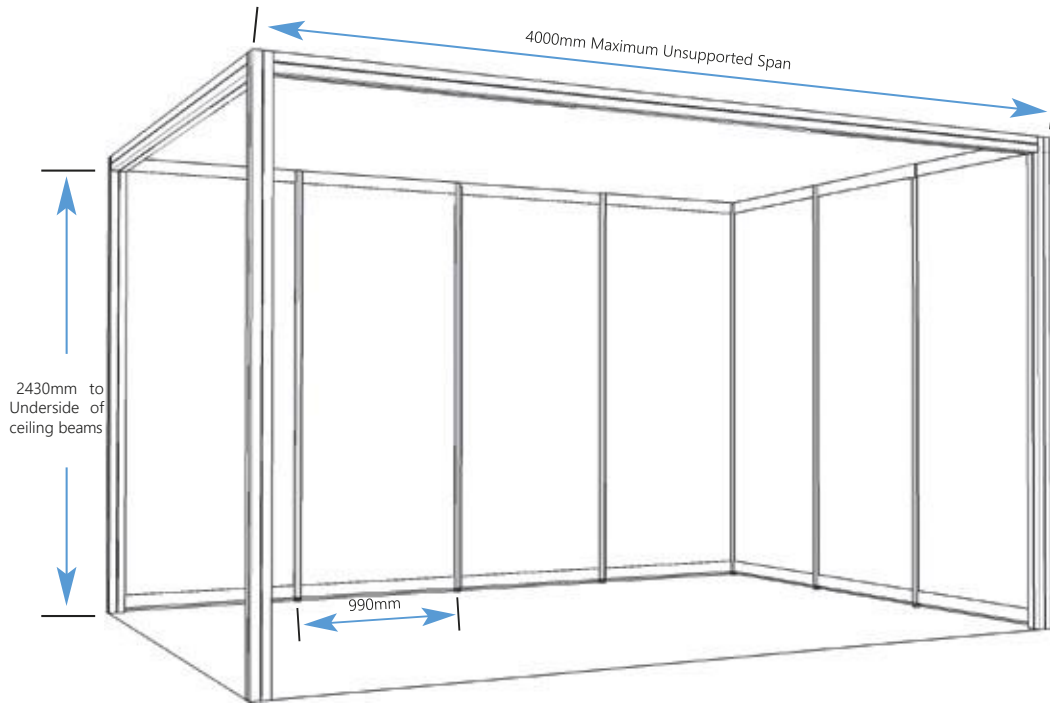
SHELL SCHEME SPECIFICATION

- Build – All shell schemes include walls, fascia, name board and carpet. Panel sizes can be found here below.
- Nameboard – All exhibitor company names will be taken directly from the catalogue listing. Exhibitors are not permitted to attach their own name boards to their stands.
- Carpet – Grey
- Electrics & Lighting – No lights or electrical sockets are supplied with the basic shell stand. Please contact your Account Manager to find out what is included in your stand. For any electrical requirements other than those included in the furniture package, please contact Full Circle. You will need to specify using a grid plan the correct positioning for lights and sockets - should the grid not be submitted; the items will be positioned at the discretion of the contractor and charges may be levied for on-site changes. submitted, the items will be positioned at the discretion of the contractor and charges may be levied for on-site morning if the stand (or block of stands) is not complete. The power to all stands will be switched off 15 minutes after the close of the show each day. Please also remember to order a 24-hour supply for the open period if required.
- Graphics – Graphics are not included in the standard shell package. Please click [here](#) to order graphics.
- Furniture – Furniture is not included in the standard shell rate. Please speak to your Account Manager to order a Furniture Package.

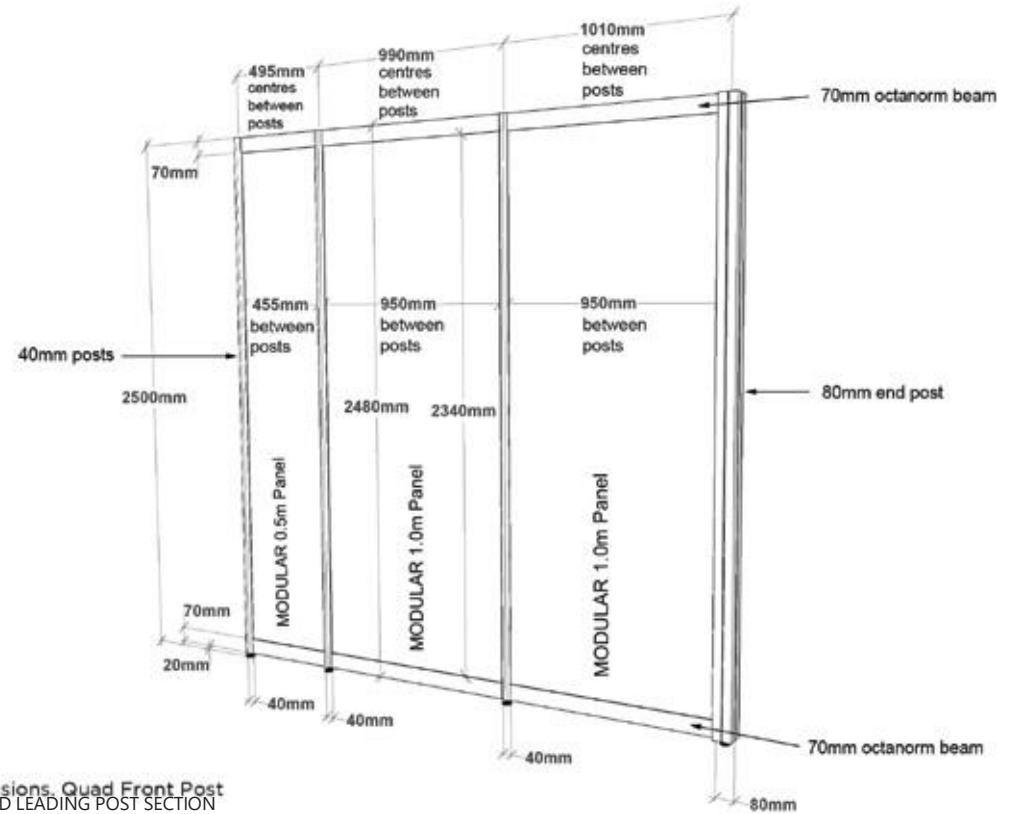


SHELL SCHEME SPECIFICATIONS: QUAD FRONTAGE

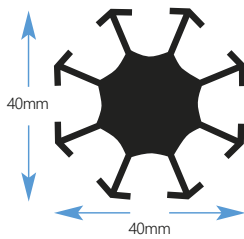
SHELL DIMENSIONS



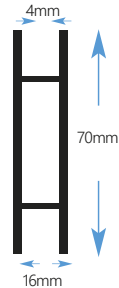
MODULAR 3mm PANEL DIMENSIONS



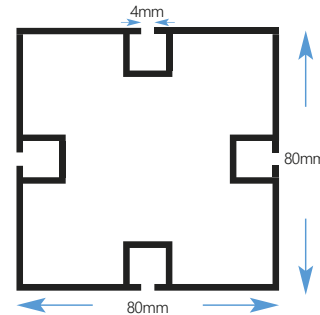
WALL POST SECTION



BEAM SECTION



QUAD LEADING POST SECTION



NB: This is only an example stand for dimension purposes only.

Size and number of open sides will vary depending on your stand booking